

GLPG 65-12

Maintenance free Lead Acid VRLA GEL Battery



■ Features:

- Made in VRLA technology (GEL)
- Designed for standby and cyclic use
- High Cycle Service Life, up to: 1500 Cycles at 50% DOD
- Designed service life up to 12 years (for 20°C)
- Designed to use in every equipment and vehicle with DC motor
- Compliance with standards: EN 60896-21; EN60896-22; EN 61056-1; EN 61056-2, PN-E 83016:1999

■ Application:

- DC power motor – cycle use
- Supply for portable equipment
- Uninterruptible Power Supply (UPS)

MECHANICAL SPECIFICATION

Dimensions	Length	260mm
	Width	167mm
	Height	211mm
	Total height	216mm
Container material	ABS (UL94-HB), optional UL94-V0	
Terminal	M8 Bolt	
Weight	21.2kg	

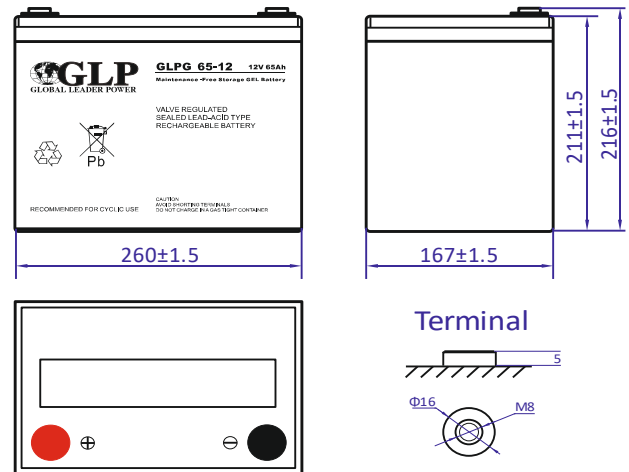
ELECTRICAL SPECIFICATION

Nominal Voltage	12V	
Capacity for 25°C and cut-off voltage 10.5V	20h	C _{NOM} = 69.6Ah
	5h	67.45Ah
	1h	46.08Ah
Internal Resistance	Fully charged battery at 25°C 8.0mΩ	
Capacity Affected by Temp.	+20°C	100% C _{NOM}
	0°C	85% C _{NOM}
	-15°C	65% C _{NOM}
Self Discharge	2% of capacity declined per month (at 25°C)	
Charge – standby use	Voltage	13.5 ÷ 13.8VDC
	Temp compensation	-20mV/°C
Charge – cycle use	Voltage	14.4 ÷ 15.0VDC
	Temp compensation	-30mV/°C
Charge Current (max.)	21A	
Discharge Current (max.)	650A (5sec)	

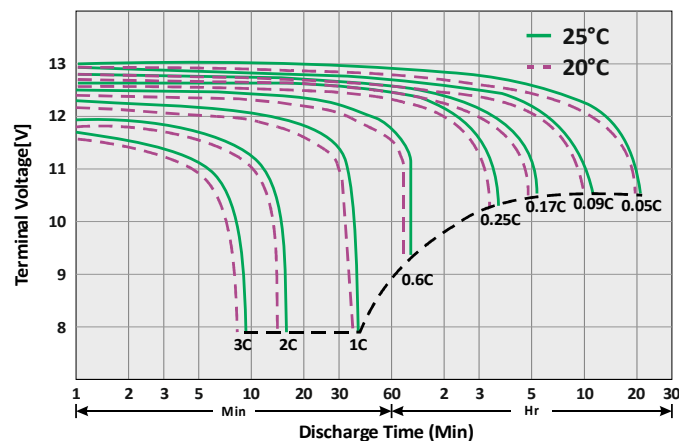
OTHERS

Working Temp	Discharging	-20°C ÷ +50°C
	Charging	-10°C ÷ +50°C
	Storage	-20°C ÷ +50°C

DIMENSIONS



DISCHARGE CURVE

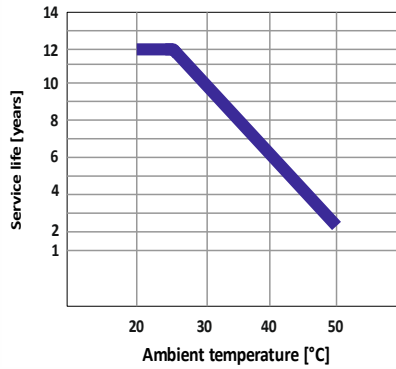


GLPG 65-12

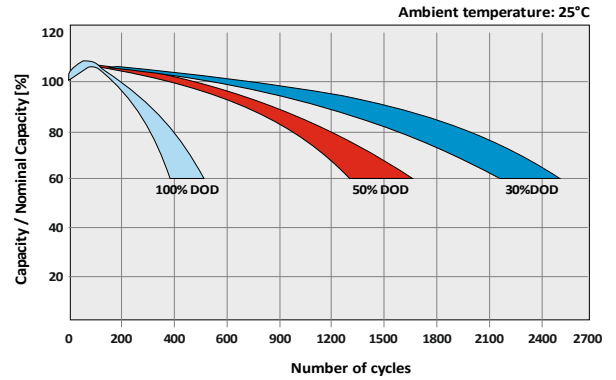
Maintenance free Lead Acid VRLA GEL Battery



Standby Use Service Life Curve



Cycle Service Life Curve



Constant Current Discharge [A, 25°C]

Time	5 min	10 min	15 min	30 min	1 Hr	2 Hr	3 Hr	4 Hr	5 Hr	6 Hr	10 Hr	20 Hr
1.85 V/cell	216.34	148.06	118.56	77.44	44.38	23.82	19.66	15.02	12.99	10.38	6.61	3.42
1.80 V/cell	220.47	150.89	120.83	78.92	45.23	24.27	20.03	15.31	13.24	10.57	6.74	3.48
1.75 V/cell	224.60	153.72	123.09	80.40	46.08	24.73	20.41	15.59	13.49	10.77	6.87	3.55
1.70 V/cell	244.82	162.94	130.48	83.60	46.89	25.16	20.77	15.87	13.73	10.96	6.99	3.61
1.67 V/cell	269.52	176.77	141.56	88.28	47.39	25.43	20.99	16.04	13.87	11.08	7.06	3.65

Constant Power Discharge [W, 25°C]

Time	5 min	10 min	15 min	30 min	1 Hr	2 Hr	3 Hr	4 Hr	5 Hr	6 Hr	10 Hr	20 Hr
1.85 V/cell	421.86	288.71	231.20	151.00	86.55	46.45	38.33	29.29	25.33	20.23	12.90	6.67
1.80 V/cell	429.92	294.23	235.61	153.89	88.20	47.33	39.07	29.85	25.82	20.62	13.14	6.80
1.75 V/cell	437.98	299.74	240.03	156.77	89.85	48.22	39.80	30.41	26.30	21.00	13.39	6.92
1.70 V/cell	477.40	317.73	254.43	169.03	91.44	49.07	40.50	30.94	26.76	21.37	13.36	7.04
1.67 V/cell	525.57	344.71	276.04	172.14	92.14	49.59	40.39	31.27	27.05	21.60	13.77	7.12